








Note: Product may vary slightly from image shown.

⚠ PLEASE NOTE

Units share a post to save space; multiple units can be connected in unison, each individually powered. Recommended for commercial use.

KEY FEATURES

-  **Chain Equalization**
Low maintenance chain equalization system.
-  **Space Saving Design**
Units share a post to save space.
-  **Individually Powered**
Each unit operates independently when connected in unison.
-  **Accessible Controls**
Control button easily accessible when connected in unison.
-  **Commercial Use**
Recommended for commercial applications.

SPECIFICATIONS

LTPP6 | 6,000 LBS 2-POST PARKING LIFT

POWER REQUIREMENTS

110V

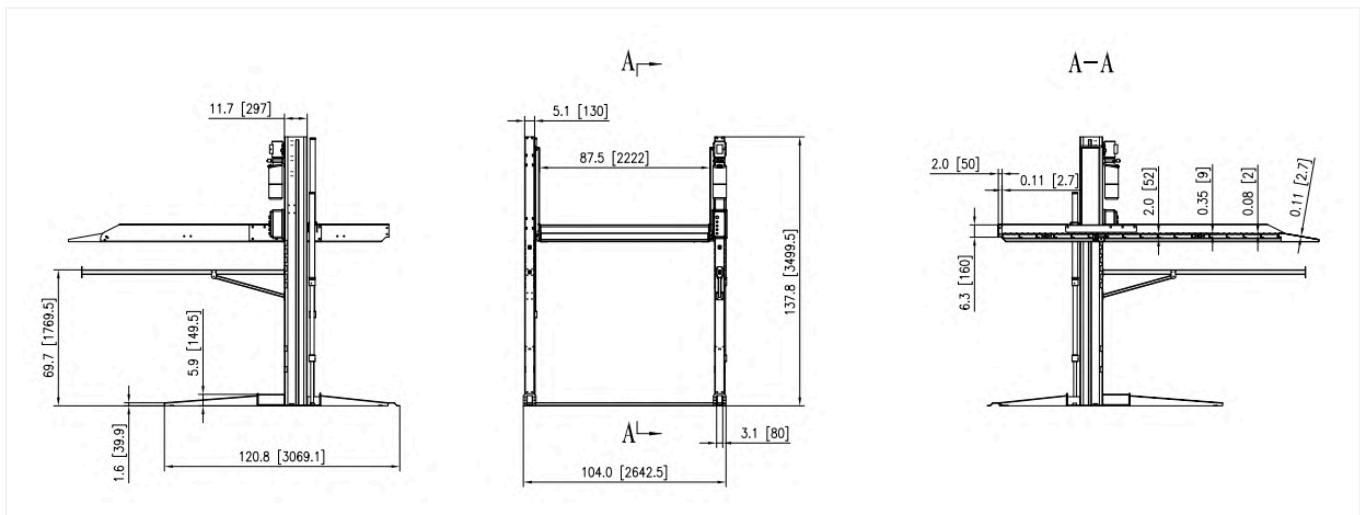
KEY DIMENSIONS

Capacity:	6,000 lbs
Overall Height:	170.1" (4320.5 mm)
Overall Width:	164.5" (4179.0 mm)
Platform Depth:	87.5" (2222.0 mm)
Rise Range:	4.1" – 80.7"

APPLICATION

Designed for space-saving parking solutions. Multiple units can be connected in unison while remaining individually powered.

TECHNICAL CLEARANCES & DIMENSIONS



DIMENSIONS, COLOURS AND ITEMS ARE SUBJECT TO CHANGE WITHOUT PRIOR NOTICE DUE TO OUR CONTINUOUS IMPROVEMENT PROGRAM.



101 Applewood Dr, Brighton, ON K0K1H0

☎ 1-866-219-9991 / 613-475-5400

✉ customer@daytonaproducts.com

🌐 www.daytonaproducts.com