



Note: Product may vary slightly from image shown.

HIGH THROUGHPUT DESIGN

Engineered for commercial auto repair facilities demanding maximum uptime. Dual direct-drive cylinders and high-polymer slide blocks drastically reduce maintenance intervals.

IDEAL FOR:

- ✓ Independent Repair Shops
- ✓ Dealership Service Centers
- ✓ Light Fleet Maintenance

SYSTEM FEATURES

-  **10,000 lbs Lifting Capacity**
Maintained even with arms fully extended.
-  **Automatic Safety Locks**
Features a convenient single point lock release.
-  **Dual Direct Drive Cylinders**
Includes heavy-duty cable equalization.
-  **Industrial Grade Durability**
High polymer polyethylene wear-resistant slide blocks and powder coat finish.

- Screw up pads
- Rubber door guards
- Truck adapters standard
- Height limit switch
- Three stage front arms

PLEASE NOTE

Optional 2ft Height Extension Kit is Sold Separately.

SPECIFICATIONS

LTPA10 | 10,000 LBS 2-POST ADJUSTABLE LIFT

POWER REQUIREMENTS

240V 3HP 13A PH1 60Hz

3 WIDTH SETTINGS

Narrow Width: Drive Through – 88.6"

Medium Width: Drive Through – 94.5"

Wide Width: Drive Through – 100.4"

Note: 3 Bolts must be inserted for proper sizing to allow the cables to fit correctly.

SHIPPING DIMENSIONS

Lift: 145" x 30" x 26" (1700 lbs)

Pump: 31" x 12" x 11" (60 lbs)

Opt. Height Kit: 30" x 15" x 11" (165 lbs)

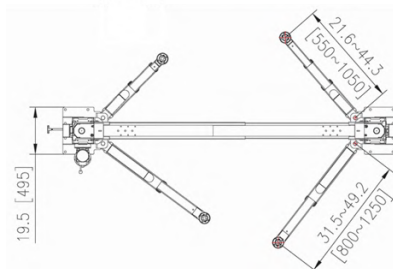
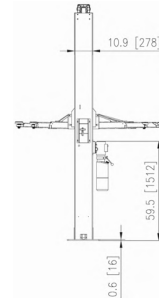
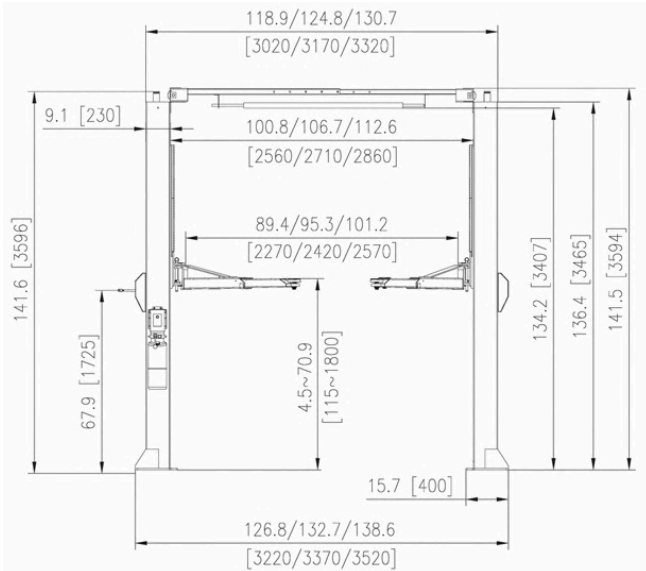
SITE REQUIREMENTS

Concrete: Min 6" thick, 4000 PSI. Rebar drilled into existing floor at 6" spacing.

Defective Concrete: Suggest replacing defective concrete with a 48" x 48" x 6" pad under each post.

Ceiling: Min 144" (12 ft) standard, or 168" (14 ft) with extension kit.

TECHNICAL CLEARANCES & DIMENSIONS



DIMENSIONS, COLOURS AND ITEMS ARE SUBJECT TO CHANGE WITHOUT PRIOR NOTICE DUE TO OUR CONTINUOUS IMPROVEMENT PROGRAM.



101 Applewood Dr, Brighton, ON K0K1H0

1-866-219-9991 / 613-475-5400

customer@daytonaproducts.com

www.daytonaproducts.com