



Note: Product may vary slightly from image shown.






SPECIFICATIONS

120V 1.5HP 15A 1PH 60Hz

6,000 lb lifting capacity

Rise Time – 45 seconds

FEATURES

-  **Double Cylinder Design**
Engineered with dual cylinders for smooth, reliable, and powerful lifting performance.
-  **Mechanical Safety Lock**
Built-in mechanical safety locks ensure maximum security while working under the vehicle.
-  **Durable Finish**
Powder coated construction for superior strength, durability, and resistance to wear.
-  **Height Extensions Included**
Comes standard with height extensions to accommodate a wider variety of vehicle frames.
-  **Ultrathin Design**
Low profile design makes it perfect for low-clearance vehicles and easy storage when not in use.

SPECIFICATIONS

LMS6 | 6,000 LBS MID-RISE SCISSOR LIFT

Ultrathin Design

POWER REQUIREMENTS

120V 1.5HP 15Amp 1 PH 60Hz

KEY DIMENSIONS

Max Lifting Height:	54.0"
Min Clearance:	5.5" (lowered height)
Platform Dimensions:	63.0" L x 39.0" W
Base Dimensions:	84.0" L x 40.0" W

SHIPPING INFORMATION

Lift Unit: 87" x 43" x 9"

Lift Weight: 880 lbs

Pump Unit: 31" x 11" x 12"

Pump Weight: 60 lbs

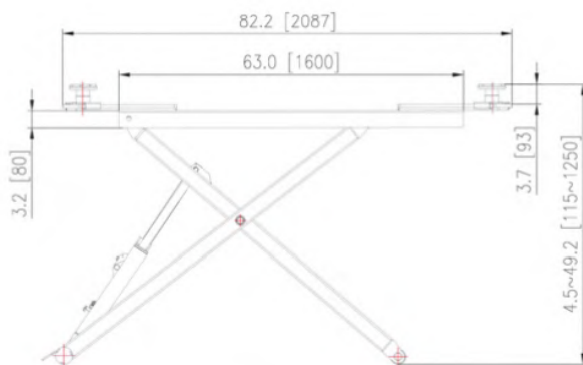
ADDITIONAL SPECIFICATIONS

Extensions & Pads: Included extensions and lifting pads can add from 2.5" to 8" to any height.

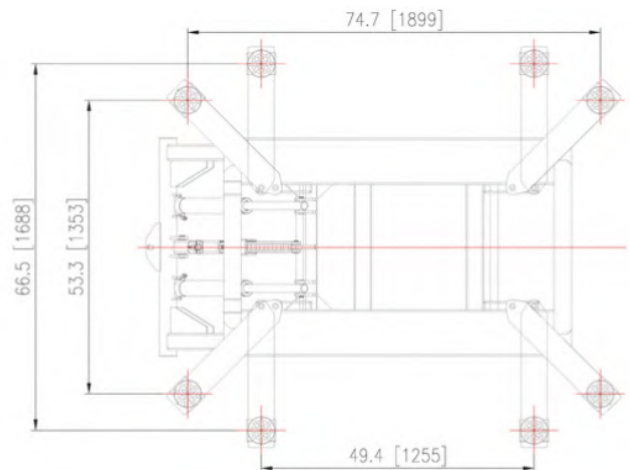
Rise Time: 45 Seconds

TECHNICAL CLEARANCES & DIMENSIONS

SIDE PROFILE



TOP-DOWN PROFILE



DIMENSIONS, COLOURS AND ITEMS ARE SUBJECT TO CHANGE WITHOUT PRIOR NOTICE DUE TO OUR CONTINUOUS IMPROVEMENT PROGRAM.

Daytona

101 Applewood Dr, Brighton, ON K0K1H0

☎ 1-866-219-9991 / 613-475-5400

✉ customercare@daytonaproducts.com

🌐 www.daytonaproducts.com