



Note: Product may vary slightly from image shown.

SPECIFICATIONS

240V 3HP 12Amp 1PH 60Hz

6,600lb lifting capacity

Rise Time - 1 minute

FEATURES



EQUALIZING SYSTEM

Double hydraulic equalizing system for balanced lifting.



SOLID CONSTRUCTION

Solid steel construction ensures strength and safety.



SAFETY LOCK

Pneumatic actuated safety lock for secure operation.



VERSATILE RAMPS

Approach ramps double as platform length extensions.



LOW PROFILE DESIGN

Lowered height of just 5" for easy vehicle access.



CONTROL STATION

Lift controls and hydraulic power unit are contained inside the operation control station.



INCLUDED ACCESSORIES

Comes with 4 rubber lifting blocks (2.5" x 5" x 6.5" each) and a 9ft hose to connect the lift to the power unit.

SPECIFICATIONS

LHS7 | 6,600 LBS HIGH-RISE SCISSOR LIFT

Low Profile Design

POWER REQUIREMENTS

240V 3HP 12Amp 1 PH 60Hz

KEY DIMENSIONS

Max Height:	74.5"
Max Locking Height:	71.0"
Lowered Height:	4.5" - 5.0"
Max Width:	81.0"

SHIPPING INFORMATION

Lift Unit: 67" x 26" x 17"

Lift Weight: 1,700 lbs

Pump Unit: 20" x 15" x 43"

Pump Weight: 200 lbs

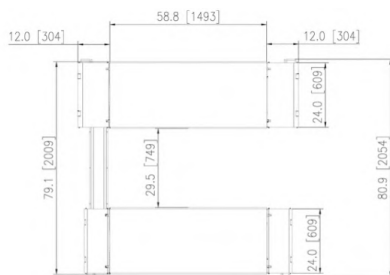
PLATFORM SPECIFICATIONS

Platform Only: 59" x 25"

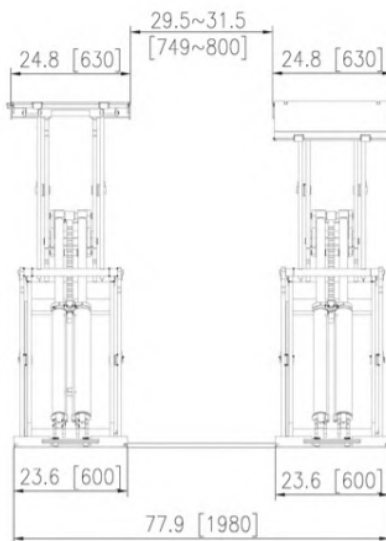
Platform w/ Ramps: 83" x 25"

TECHNICAL CLEARANCES & DIMENSIONS

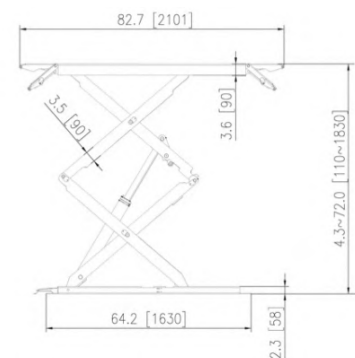
SIDE PROFILE



TOP-DOWN PROFILE



FRONT/REAR PROFILE



DIMENSIONS, COLOURS AND ITEMS ARE SUBJECT TO CHANGE WITHOUT PRIOR NOTICE DUE TO OUR CONTINUOUS IMPROVEMENT PROGRAM



101 Applewood Dr Brighton ON K0K1H0

1-866-219-9991 / 613-475-5400

customer@daytonaproducts.com

www.daytonaproducts.com